

An aerial photograph of a winter forest. The ground is covered in a layer of snow. There are several evergreen trees, likely spruce or fir, which are heavily laden with snow. Interspersed among them are bare deciduous trees with intricate, snow-dusted branches. The overall scene is a serene and cold winter landscape.

# Turnover and Output for Renting and leasing of motor vehicles (ISIC 77.10) in Sweden

Mariah Nilsson, Statistics Sweden

# Outline of presentation

- Classification in Sweden
- SBS Basic data
- Size class data
- Turnover by product
- Different kinds of car rental



# The Swedish classification SNI2007 and variables in SBS questionnaire

ISIC	NACE class	ISIC and NACE description	SNI2007 5-digit level	SNI description	SBS-variables	SBS description
7710	77.1	Renting and leasing of motor vehicles				
			77.110	Renting and leasing of cars and light motor vehicles	v1983	Rental services incl. leasing of cars and light motor vehicles without operator
			77.120	Renting and leasing of trucks	v1987	Rental services of goods transport vehicles without operator (incl. trailers)
					v2003	Rental services of other land transport equipment without operator

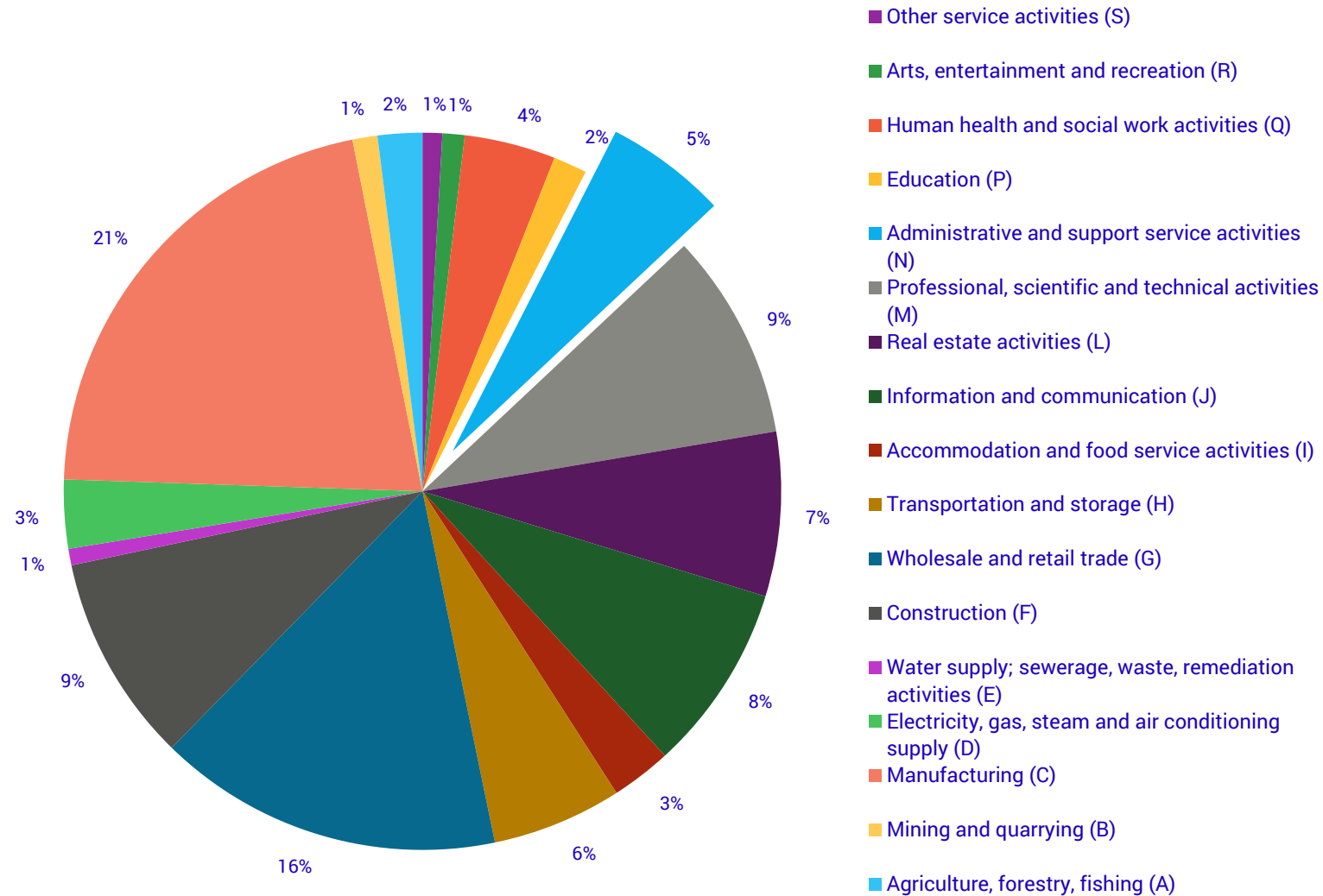
# Basic data for NACE 77.1 from SBS 2018

Number of enterprises	729
Number of employees (FTE)	2 011

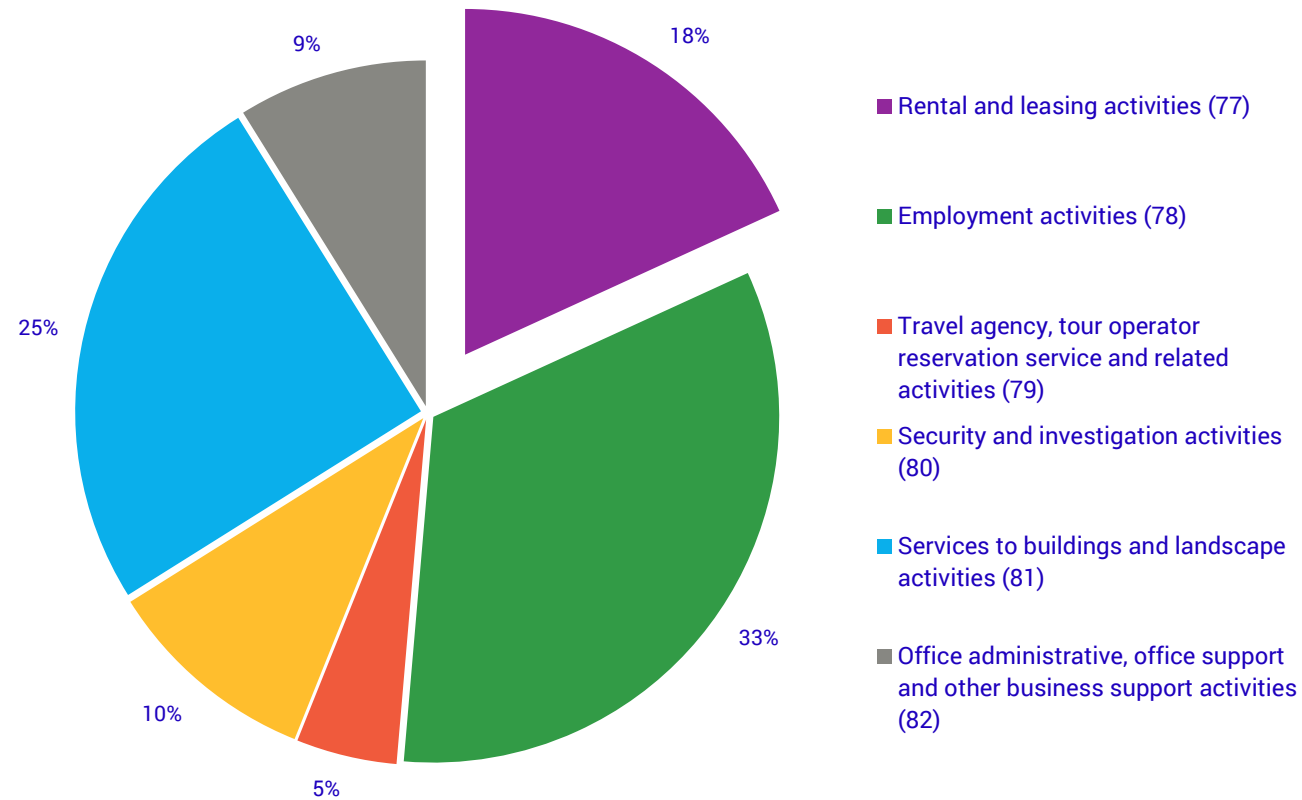
	SEK Million	MEUR
Net turnover	10 169	992
Value added	4 631	451
Total assets	27 194	2 651
Net investments	4 414	430



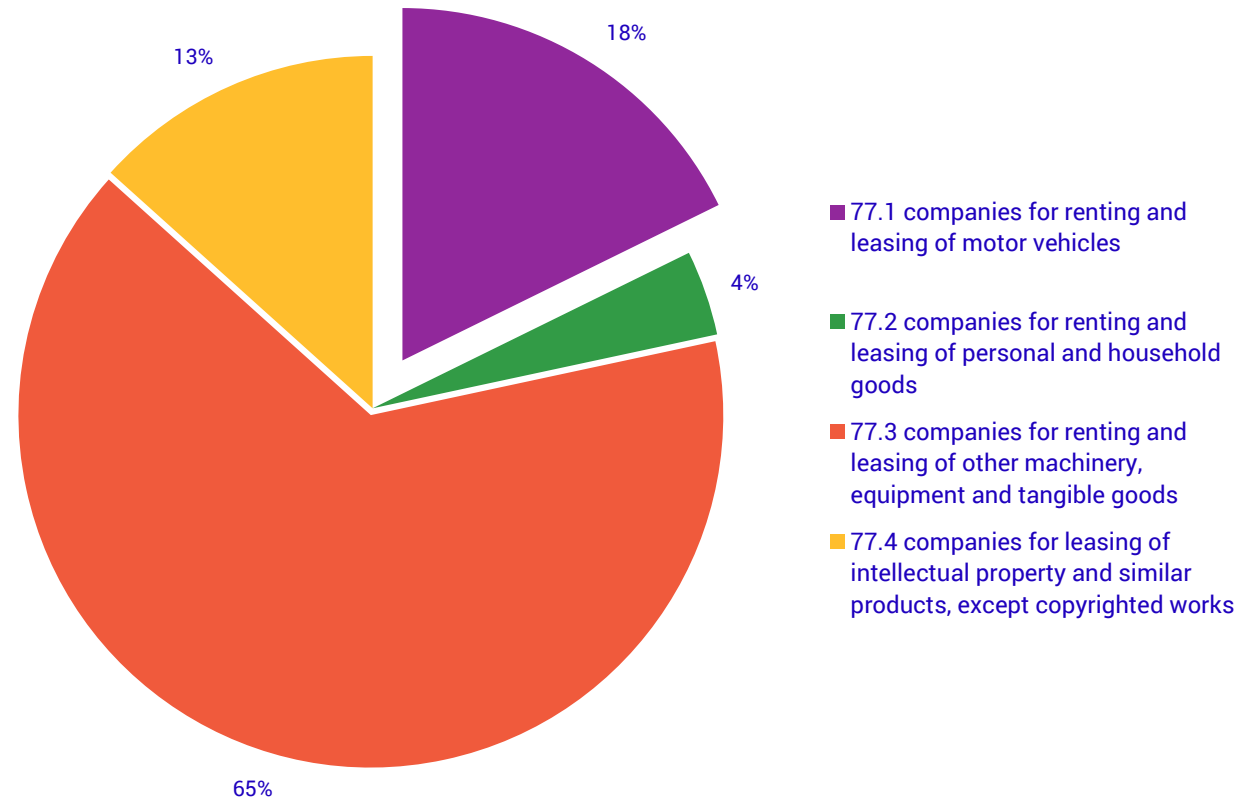
# Share of total non-financial business sector value added (NACE sections) 2018, percent



# Share of section N (NACE divisions) value added 2018, percent



# Share of division 77 (NACE classes) value added 2018, percent



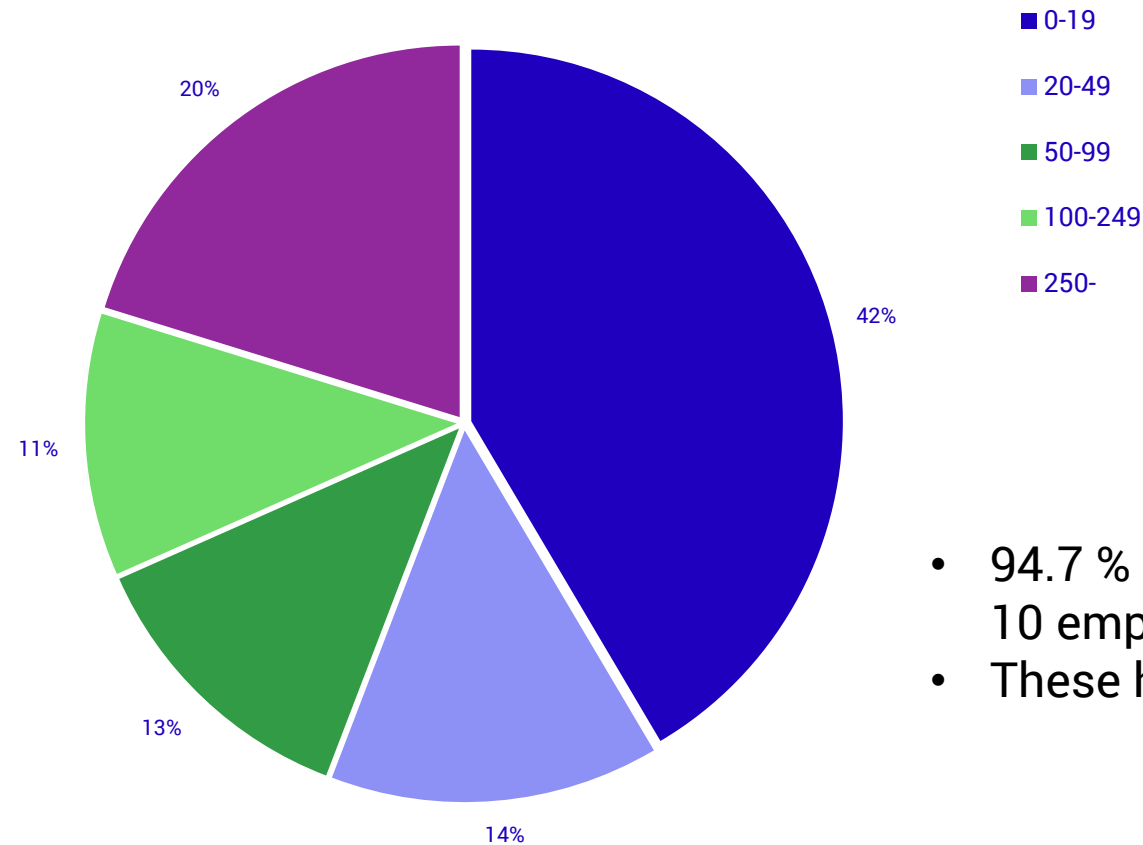
# NACE 77.1 in comparison with division 77, sector N and Total business sector from SBS 2018

	77.1	Division 77 (percent)	Sector N (percent)	Business sector (percent)
Number of enterprises	729	11,2	1,8	0,06
Number of employees (FTE)	2 011	14,2	0,8	0,07

	77.1 (MEUR)	Division 77 (percent)	Sector N (percent)	Business sector (percent)
Net turnover	992	17,4	3,2	0,11
Value added	451	17,7	3,2	0,18
Total assets	2 651	21,0	4,4	0,14
Net investments	430	38,4	30,7	

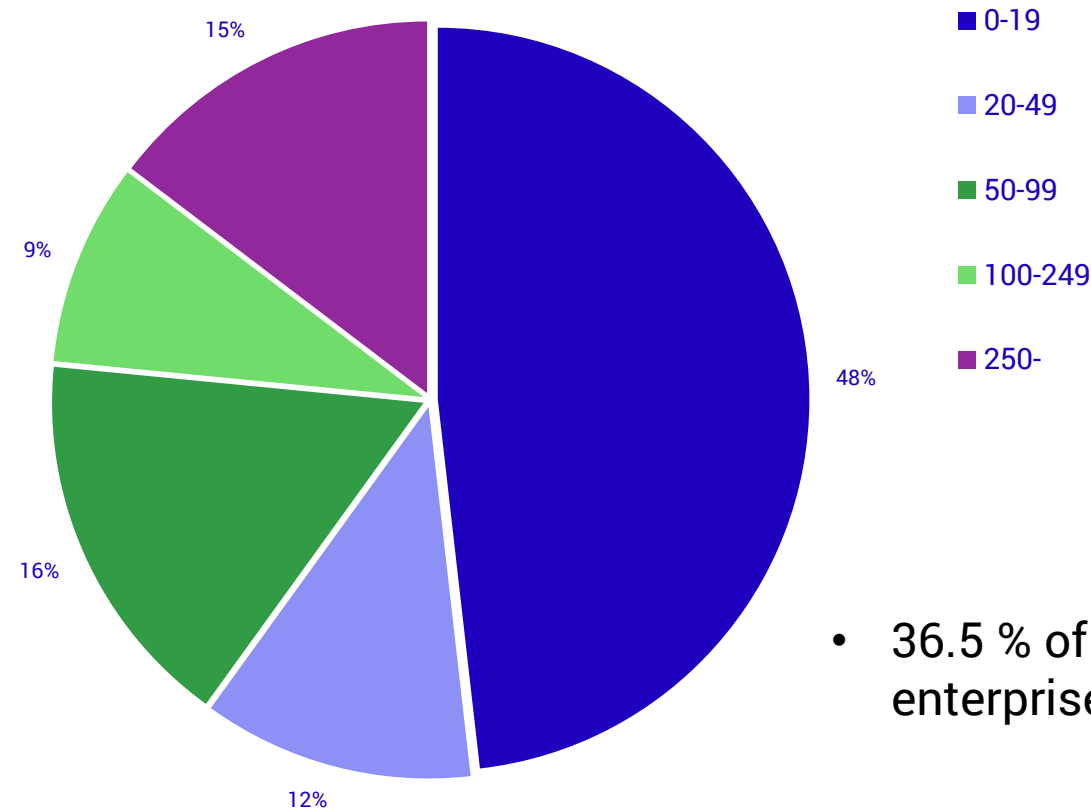


# Number of employees (FTE) by size class for Rental and leasing activities (NACE 77) 2018, percent



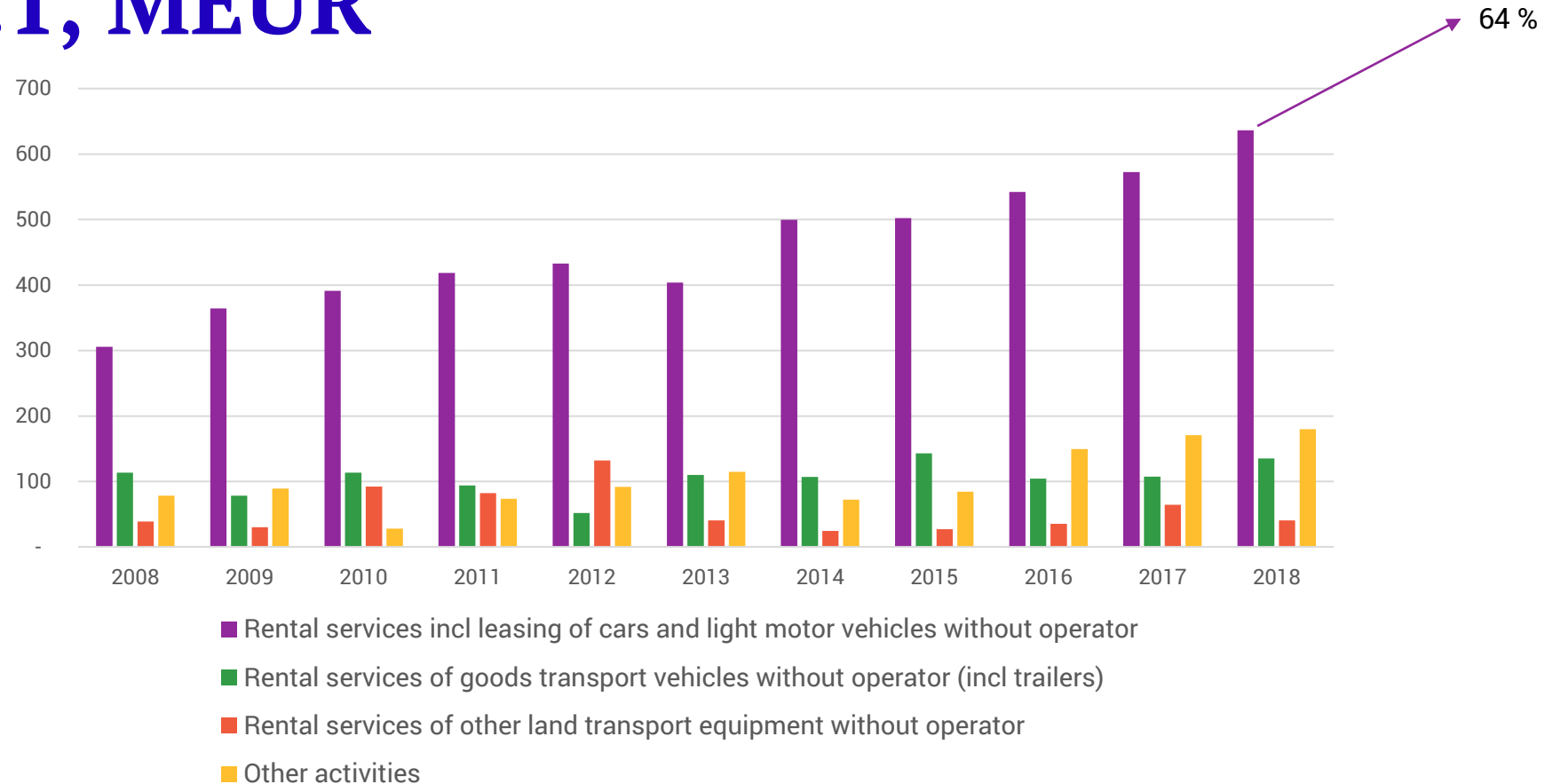
- 94.7 % of enterprises in 77.1 had less than 10 employees.
- These had 34 % of the employees

# Net turnover by size class for Rental and leasing activities (NACE 77) 2018, percent



- 36.5 % of net turnover in 77.1 from micro-enterprises

# Turnover by product in SBS, for 77.1, MEUR



# Finally

Traditional car rental firms (e.g. AVIS, HERTZ)

Petrol stations

Car pools (Car sharing services)

Non-profit

Commercial

Employer

Private

Traditional car lease firms

Traditional car dealerships

Buy or lease option

# Thank You!

[mariah.nilsson@scb.se](mailto:mariah.nilsson@scb.se)

